Back Door

Sport Climbing

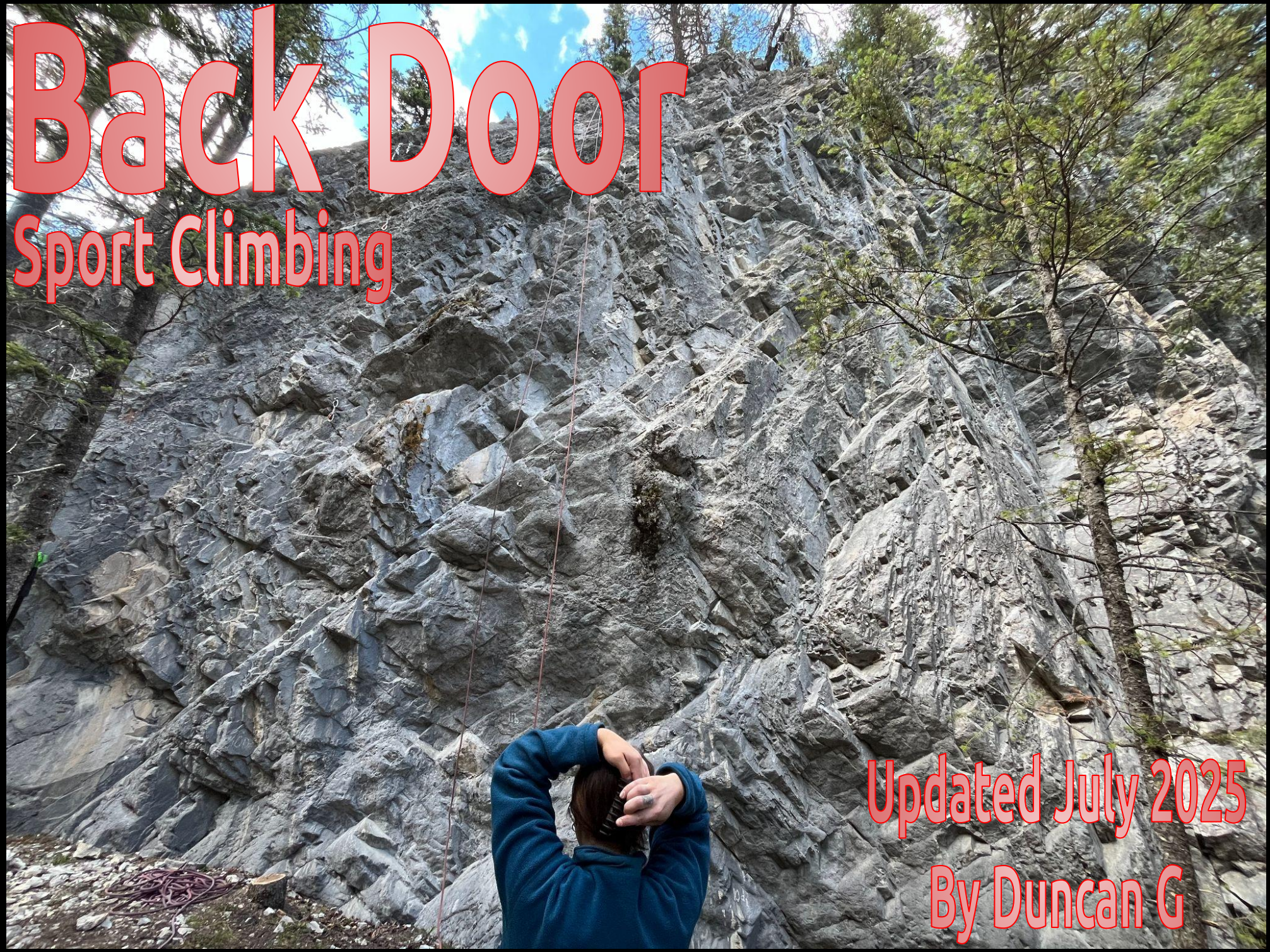

Updated July 2025

By Duncan G

Table of Contents

Introduction.....3

How To Use This Guide.....4

Approach.....5

Topos.....6,8

Introduction

Back Door is a small crag located at the tail end of Grotto Canyon in the Bow Valley. It is a newly bolted wall consisting of short punchy routes with many off-the-deck boulder problems. With a South south-west facing wall in a small batch of trees, it's somewhat shaded but still very warm wall on sunny days. Back Door's climbs are mostly in the high 5.10-mid 5.11 range, great for moderate climbers looking for highly textured bouldery routes unlike anything else in grotto canyon. It is also very close proximity to the Grotto Slabs. In case you get bored or clean up the wall quick, you can then crap your pants on some mega long runout slab climbs from the 80s. Being one of the last walls encountered in grotto canyon, it was given the name Back Door, and with that the dirty undertone theme. Helmets are advised as this is new and having a stick clip will be necessary for some of the bouldery starts that litter this wall.



Taylor Hertzsprung on 'Two Pump Chump' (5.11b)

How to use this guide:

This is a detailed guide on the routes of the Back Door crag, some of the information shared in this guide may also be found on Sendage, Mountain Project, and Sloper.

All routes are listed from climber's left to right.

A star rating has been given to all climbs from 0-3 stars.
0 - Meh
1 - Good
2 - Great
3 - King Line

Note: This star rating is subjective and is a reflection of the quality of climbs for Back Door. This is not a comparison to the climbs in nearby areas.

Disclaimer: Climbing is an inherently dangerous sport and can result in injury or death. This guide is strictly for information purposes. Climbers using this guide do so entirely at their own risk. Author is not responsible for any personal harm sustained.

Some information may not be correct or has not been submitted. If you have more information, have found a mistake, or have general feedback on the guide created for this area. Don't hesitate to send your feedback to the author at gregsonduncan@gmail.com.

Approach

Getting to the Back Door is fairly simple. It is a 50min-1hr out and back trail that walks a creek bed for most of it. The approach starts where the rest of the Grotto Canyon climbing starts at the Grotto Creek Trailhead off Highway 1A.
(See Image A).
Along the trail you'll pass a few walls and hit the T-intersection of the trail at the big headwall and turn left through the 'Narrows' and onto the unmaintained trail.
(See image B)
Continue following the creek bed, passing a few more walls and the hoodoos.
(See image C)
And approximately 15-20min after the hoodoos, you'll reach the obvious grotto slabs on the right side of the canyon and just left of the grotto slabs, still on the right side of the canyon, you'll encounter the Back Door area in the trees.
(See image D, circled is the Back Door)
Wall coordinates: 50.076182,-115.234756



Image A



Image C



Image B



Image D

Topos



1) Underwear? (5.10d) 4bolts, 10m ⭐
PR/FA: Taylor Hertzsprung
Leftmost route on the wall, a funky start leads to cryptic climbing utilizing hard to find underclings. An accurate name for the climb.

2) Two Pump Chump (5.11b) 5bolts, 14m ⭐⭐
PR/FA: Taylor Hertzsprung
A stout boulder off the deck leads to easier climbing and a slightly techy finish. If you got through the bottom the top shouldn't give you too much trouble.

3) Basement Business (5.10d) 6bolts, 14m ⭐⭐
PR: Duncan Gregson
FA: Amy Larson
NOT a good warm up, a hard/crimpy boulder problem to get off the ground, and once you're past the 'business' continue up easy climbing with a somewhat friction dependent mini crux guarding the anchor.

4) Keeper of the Stick (5.8) 5bolts 11m ⭐⭐
PR: Duncan Gregson
FA: Brooklyn Kang
The warm up, good fun featured climbing. Sustained all the way.

Taylor Hertzsprung on 'In the Stripped Club' (5.11b)



Amy Larson on 'Basement Business' (5.10d)



Topos



5) In The Stripped Club (5.11a) 5bolts, 14m ⭐⭐
PR/FA: Taylor Hertzsprung
Starting up the ramp in the centre of the wall, fight the pump on increasingly difficult moves to the end.

6) Straight Jorking It (5.11c) 6bolts,15m ⭐
PR/FA: Duncan Gregson
A techy and somewhat powerful boulder problem leads to fun featured climbing and a small roof.

7) Jorking It (5.11c) 6bolts, 15m ⭐⭐
PR/FA: Duncan Gregson
Same start as ‘Straight Jorking It’ but instead trends more rightward and dodges the roof by climbing into a fun featured corner.



Brooklyn Kang on ‘Keeper of the Stick’ (5.8)



Duncan Gregson on ‘Jorking It’ (5.11c)